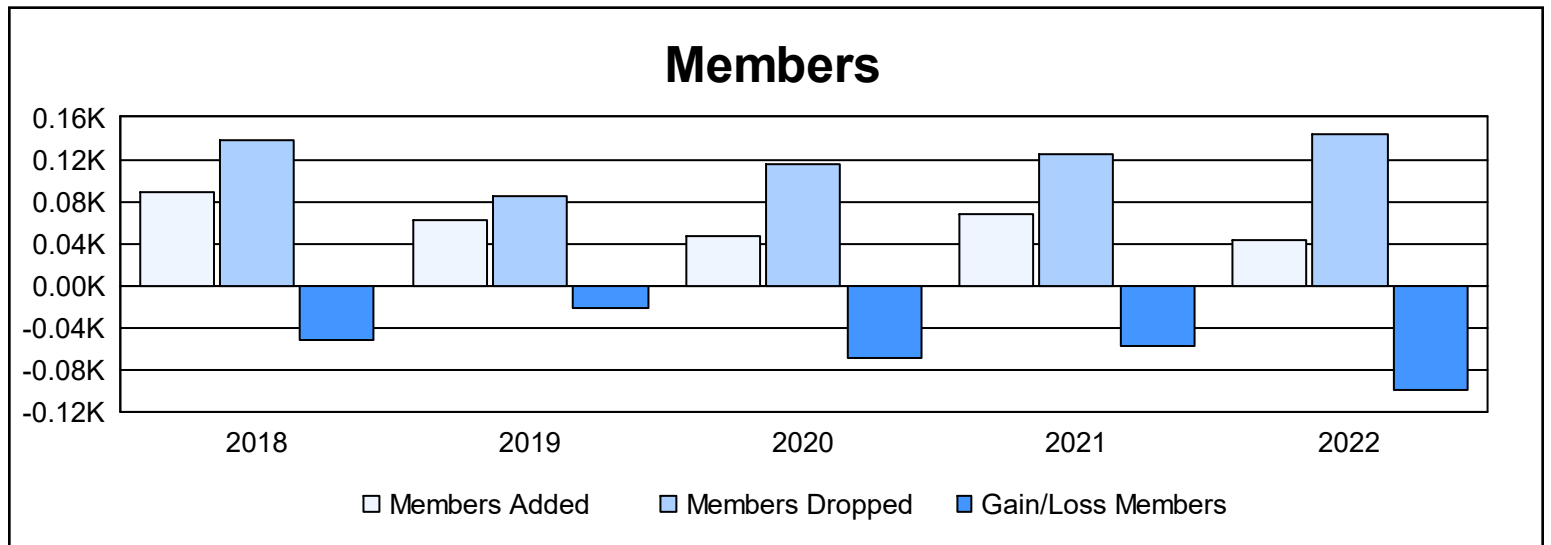
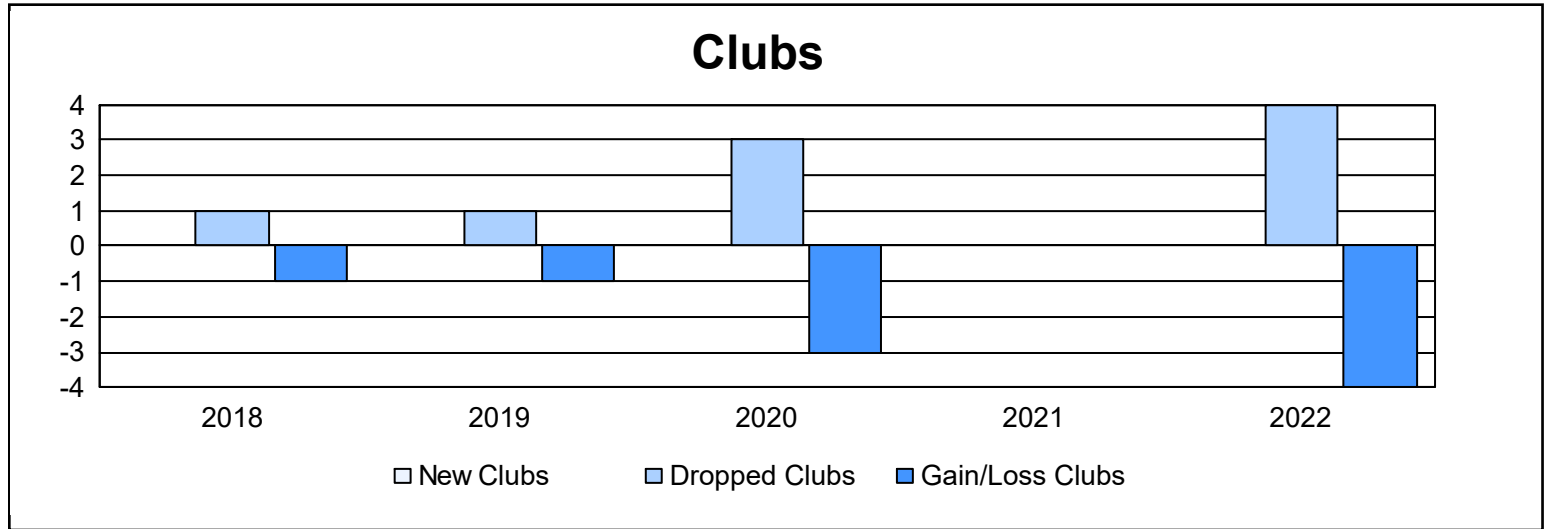
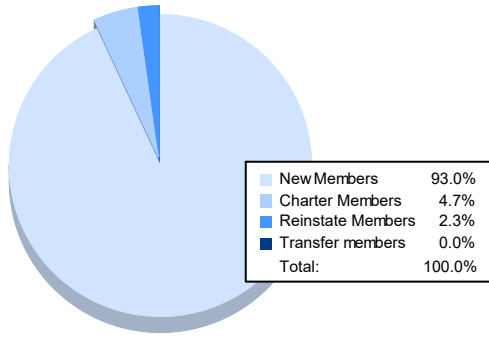


Year	New Clubs	Dropped Clubs	Gain/ Loss Clubs	New Members	Charter Members	Reinstate Members	Transfer Members	Total Member Added	Total Members Dropped	Gain/ Loss Members
2017-2018	0	1	-1	74	2	2	10	88	139	-51
2018-2019	0	1	-1	57	0	3	3	63	84	-21
2019-2020	0	3	-3	40	1	4	1	46	115	-69
2020-2021	0	0	0	28	3	31	5	67	124	-57
2021-2022	0	4	-4	40	2	1	0	43	143	-100
<b>Average</b>	<b>0</b>	<b>2</b>	<b>-2</b>	<b>48</b>	<b>2</b>	<b>8</b>	<b>4</b>	<b>61</b>	<b>121</b>	<b>-60</b>



### Membership Composition June 2022 Cumulative



### Gender Composition June 2022 Cumulative

